


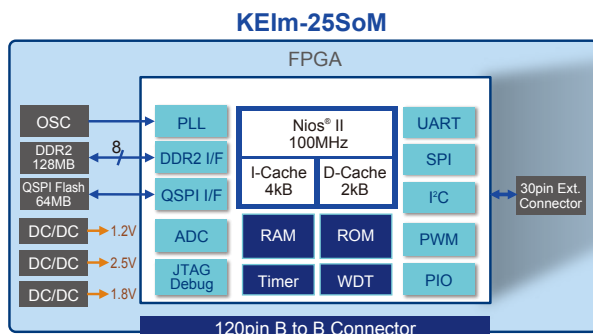
This model strongly support for diversification and speedup of the product development. System on module which installed Intel® MAX® 10 FPGA

< KEIm-25 Feature >

- To be compact and reduce weight products.
- To develop products shorten the delivery time by the module.
- It will clear up any uncertainties for discontinued.
- It's commonly possible to use it from trial production to mass production.
- Possible to customize.
- 10M25 adopted




CPU + DDR2 + QSPI + Peripheral IP Embedded platform




< Design sample >

QSPI Flash 64MByte



DDR2 SDRAM 128MByte

40mm



30mm

Board to board connector

Possible to integrate by one connector of 120 pins
At most 90 pins user I/O

We mainly organize to work trust development business in Japan.
We support general development business that used by KEIm.

KEIm-25 series


▼ KEIm-25 SoM Basic specifications

FPGA	10M25DAF256I7G
RAM	DDR2 128MByte
ROM	QSPI Flash 64MByte
Clock	50MHzx2 Cristal oscillator
Connector	FX10-120P-SV (HIROSE) 120pin General purpose I/O port at most 90 pins
Extension connector	DF40C-30DP-0.4V (HIROSE) 30 pins General purpose I/O port at most 22 pins
Debug I/F	JTAG (Be connected to the connector)
Supply voltage	+3.3V±5%
Current consumption	TBD
Operating temperature	-40°C~85°C (However without condensation)
Dimensions	40mm x 30mm

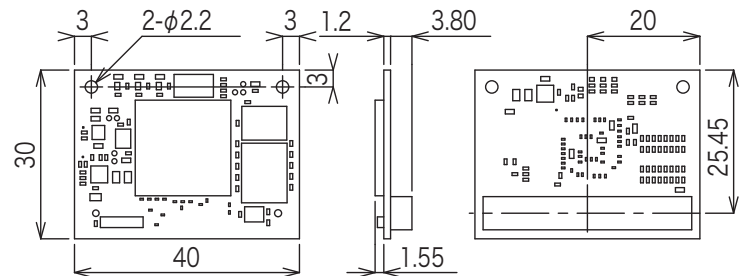
▼ Design sample

CPU core	Nios® II Gen2 Processor 100MHz Instruction cash: 4KByte Data cash: 2KByte
Peripheral	UART, I2C, SPI, PWM, GPIO, etc.

▼ Board appearance



▼ Board size




▼ Development environment

Development software	Intel® Quartus® Prime Development software
Sample software	Now showing on Web site

Starter kit

▼ KEIm-25 Header board



(Package)
USB cable
Screw spacer

Supply voltage	+5V±5% (USB bus power or DC jack)
Dimensions	110mm x 70mm
Basic specification	PMOD connector, JTAG connector USB serial, Pin header, Push switch Dip switch, LED, etc.

↓ Manual, Circuit diagram, Parts list, Sample software are able to download by below site.
<http://www.kd-group.co.jp/info/contents/product.html>